

Little Owls

In Little Owls, the children are introduced to mark making within the learning landscape and this mark making is placed on the ground to encourage tummy time so children can develop their core. Children in Little Owls develop the palmer grip through core strength and fine motor activities. Children participate in guided mark making sessions 1 x week and *Helicopter Stories* 1 x week using the aged 2-3 stories.


Palmar Grip



Eagle Owls

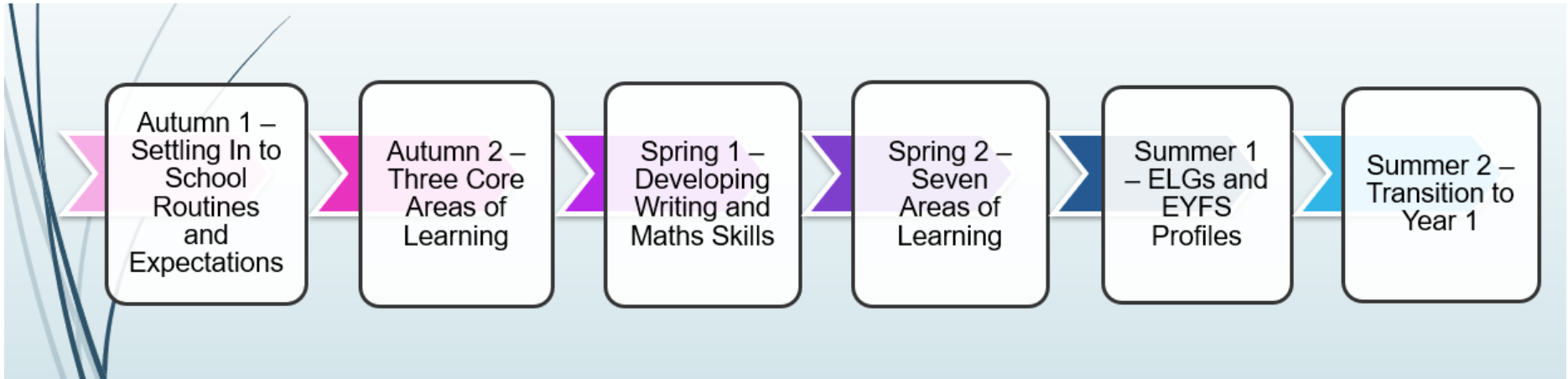
In our Pre-school, we are dedicated to improving parental engagement and encourage parents to complete a soft start in the morning by reading and name writing with their children. Children are also sent 'Alex' the teddy home along with a book so children and parents can document their time sent at home. Puppetry is used to develop a love for storytelling, alongside *Helicopter Stories* twice a week, using the 4-5 aged stories. For writing, children move to the four-finger pincer grip (with some children ready for the tripod grip) through mark making in provision, with core and posture opportunities developed further. In mark making, children are encouraged to mark shapes that link with letter formation. In mornings, they are practicing their name during the soft start and *Poetry Basket* is introduced in Spring 2.

Four Finger Grasp




Reception Owls

In Reception Owls, the way we teach writing progresses with the children's development. At the beginning of the year in Autumn term, children immediately begin phonics through Read, Write Inc. phonics 'Strong Start in Reception', in which children learn how to write set 1 sounds and practice their letter formation. This alongside a mark making focus using the scheme Letterjoin during Independent Writing sessions and in continuous provision, allows staff to focus on developing the core (through weekly 'tummy time'), tripod grip and posture. Throughout this term, they are introduced to name writing with the intention to develop to writing first names and surnames, this continues through to Summer term. Later in Spring, they then move towards name writing using a guide to help them piece letters together to form words. During Independent Writing, the children use exciting experiences inspired by Talk Through Stories, Bucks EY CPD and the children's own interests, to write simple sentences and are introduced to adjectives and nouns when writing. Lastly during Summer, we develop our Independent Writing sessions to be inspired by the scheme Ready Steady Write ready for the transition to Year 1. Throughout the year, the children are also involved in Helicopter Stories and Poetry Basket sessions, this progresses over the year also, with children bringing 5 and onwards aged stories to life, then to orally telling adults their own stories to eventually writing their own stories to share. With these progressive stepping stones, children are provided with a toolkit of skills to prepare them for not only Year 1, but the rest of their learning throughout their time at Oak Green school.



Dynamic Tripod Grasp



I can write my name

September

Autumn Term:

Spring Term:

Summer Term:

Name: _____ Date: _____

Letter-join
www.letterjoin.co.uk

Practise handwriting







Maisie, mountain, mountain

m m m m m

Practise sound-writing

m m

	Autumn	Spring	Summer
Independent Writing	<p>Mark Making Practicing Patterns Developing Core Strength Posture Tripod Grip</p>	<p>Letter Formation Capital Letters Finger Spaces Full Stops Adjectives Nouns</p>	<p>Capital Letters Finger Spaces Full Stops Sentences Conjunctions Adjectives Nouns</p>
RWI Phonics	<p>Letter Formation</p>	<p>Letter Formation CVC words</p>	<p>CVC words Red words</p>
CP/Extra	<p>Name Writing Fine Motor Dough Disco Funky Fingers Mark Making</p>	<p>Name Writing Fine Motor Dough Disco Funky Fingers Mark Making Letter Formation</p>	<p>Name Writing Fine Motor Dough Disco Funky Fingers Mark Making Letter Formation Word Writing</p>
Storytelling	<p>Helicopter Stories: <i>bringing stories to life</i> Poetry Basket</p>	<p>Helicopter Stories: <i>making up your own stories</i> Poetry Basket</p>	<p>Helicopter Stories: <i>writing your own stories</i> Poetry Basket</p>

					
capital letters	finger spaces	neat letters	sound out words	full stops	read it out

